

Justin GUITAR

12 DAYS OF

# CHRISTMAS SONGS





# INTRODUCTION



## Hey, how you doing?

Justin Sandercoe here, and welcome to my 12 Days of Christmas Songbook. You will find here 12 easy arrangements of classic Christmas songs that you might enjoy playing with friends and family over the holiday season.

Music is powerful, and memories of shared musical experiences will last a lifetime. Even if you feel apprehensive about playing for others, I still encourage you to try it. As long as you enjoy playing, others will too!

Remember, the aim here is to have fun - so try to relax and enjoy it. The easiest way to do this is to play songs you find easy - so I would always encourage you to start with super easy songs like the ones here! There are more Christmas pop hits on [justinguitar.com/songs](https://www.justinguitar.com/songs) if you you want a challenge!

The holidays present a great opportunity to show off the guitar skills you have worked on; your loved ones will be proud of your progress and hard work.

To help prepare you - all the songs in this book are free in the JustinGuitar Lessons & Songs app, even if you are not a subscriber! Just scan the QR code on each song page to be taken directly to that song on the app (or the app install page if you don't have the app on your device). Note that the app is only available for Apple and Android mobile devices.

Wishing you much love and laughter this holiday season!

Cheers,

*Justin*



# CONTENTS

Play these songs along with the **JustinGuitar Lessons & Songs App** - for free! Just scan the QR code on the song pages. :)

# GETTING STARTED

## Are you new to guitar?

If you haven't already, check out my Beginner Guitar Course - they say it's the best ever made! It's very comprehensive, and I kept it free! You will find a clear pathway with all the guitar lessons you need.

Go further - browse the Chord Library, my Practical Music Theory course, and hundreds of song tutorials with chords, tabs, and lyrics. JustinGuitar.com is your ultimate reference for guitar learning!

## FREE CHRISTMAS PLAYLIST WITH MY GUITAR APP!

All the songs in this book come with a free interactive backing track available in the JustinGuitar Lessons & Songs App. That will help boost your song practice and keep you from bad habits when learning new tunes.



Justin  
GUITAR

LESSONS & SONGS APP



Scan this QR code to  
download my app!

 MUSOPIA

*The free Christmas playlist is possible thanks to Musopia, who helps me run this app. Thank you!*

## TUNING THE GUITAR

The standard tuning on guitars is **E-A-D-G-B-E**. Before starting, ensure you're in tune! A clip-on tuner or the free tuner on my app are safe choices. **The tuner on my app is always free**, even if you don't subscribe.

# CHORDS

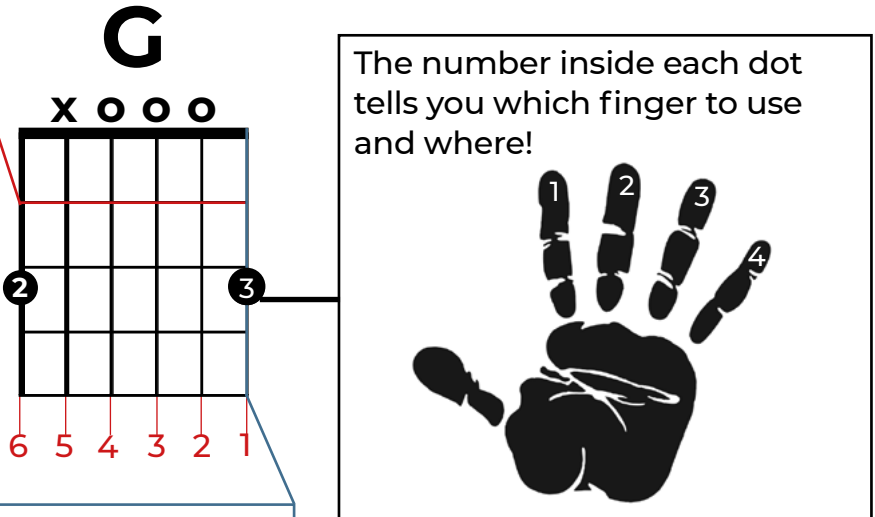
## READING CHORD DIAGRAMS

You need to know how to read chord boxes to learn new grips. It's the standard way to read and write guitar chords!

The horizontal lines represent the frets (the metal bars on your guitar's fretboard). You should aim to place your finger just behind the fret, not in the middle between the frets.

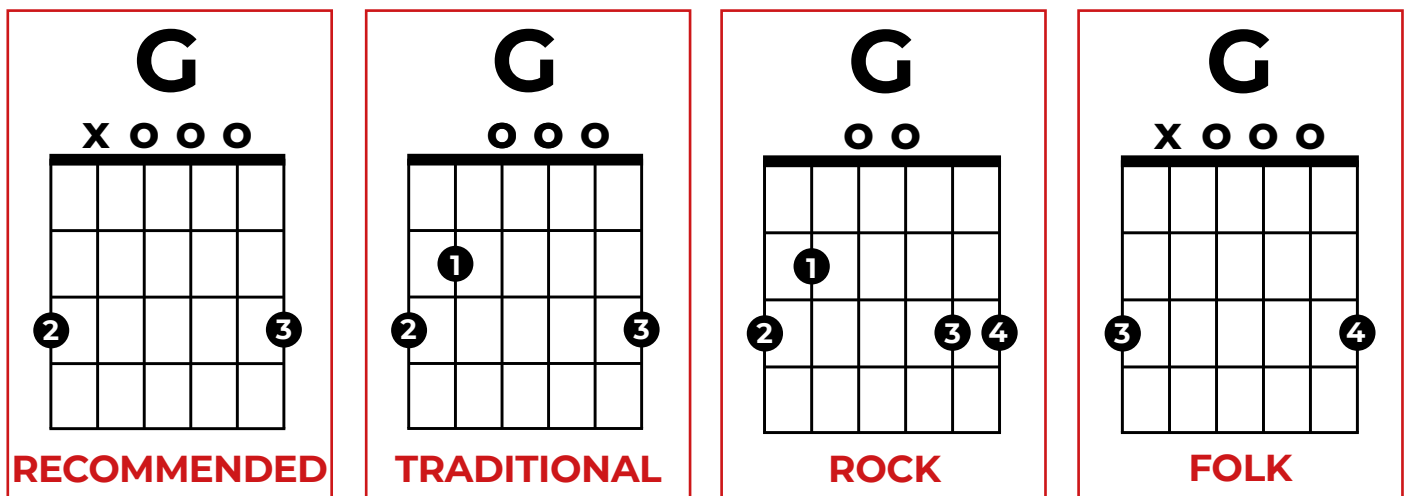
The six vertical lines represent the strings. The line on the right is STRING 1 and will be the string lowest to the ground if you play right-handed. The line on the left is STRING 6 - the string closest to your face.

The number inside each dot tells you which finger to use and where!



## CHORD SHAPES - G

While these chords are pretty standard for any beginner guitarist, there are a few variations of the G chord that you might like to experiment with. They all work - so find the shape that feels and sounds best for you!



**RECOMMENDED**: G chord diagram with X over string 6, O's over strings 5, 4, 3, 2. Finger 2 on string 5, 2nd fret; Finger 3 on string 2, 3rd fret.

**TRADITIONAL**: G chord diagram with O's over strings 5, 4, 3, 2. Finger 1 on string 3, 2nd fret; Finger 2 on string 5, 2nd fret; Finger 3 on string 2, 3rd fret.

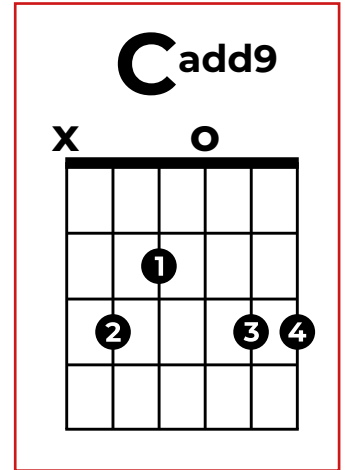
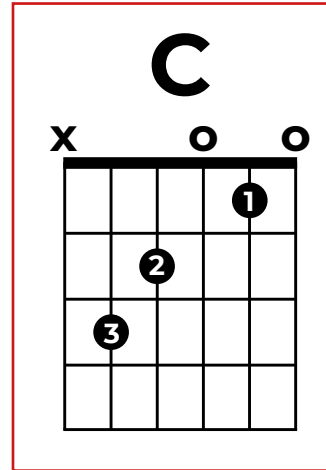
**ROCK**: G chord diagram with O's over strings 5, 4, 3, 2. Finger 1 on string 3, 2nd fret; Finger 2 on string 5, 2nd fret; Finger 3 on string 4, 3rd fret; Finger 4 on string 2, 3rd fret.

**FOLK**: G chord diagram with X over string 6, O's over strings 5, 4, 3, 2. Finger 3 on string 5, 3rd fret; Finger 4 on string 2, 4th fret.

# CHORDS

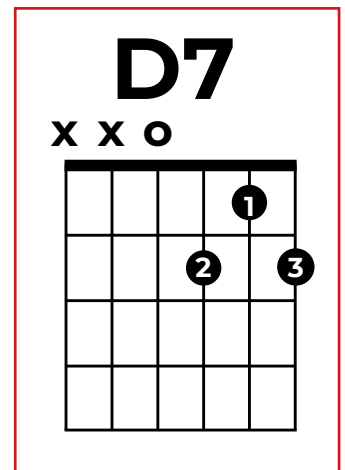
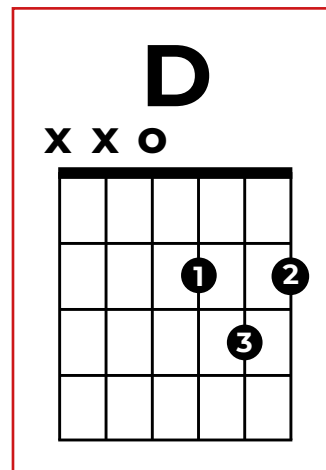
## CHORD SHAPES - C

We can often substitute the C chord with a Cadd9 chord. It works great with the 'rock G' because the change between them is super simple. Still, it won't always work - so use your ears to decide!



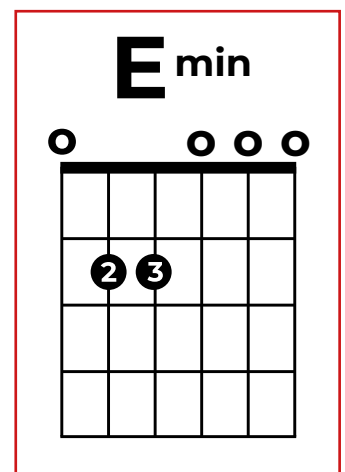
## CHORD SHAPES - D

Wherever you see a D chord in this book, you can usually play a D7. Sometimes, I suggest it where it sounds really well, but try it out and see what you think. You can also simplify D7 to a regular D if you prefer the sound or if it's easier.



## CHORD SHAPES - E MINOR

Last but not least, you need Em. This is a very easy chord, and you just need two fingers - use either 2 and 3 (recommended) or 1 and 2 if you find it easier!



# CHORDS

## CHANGING THE KEY 01: USING A CAPO

If you find the key of a song is not working for your vocal range, try using a capo. Clamp it onto your guitar neck, and you play the same chord shapes - but they will sound higher. Again, you'll find a lesson on "how to use a capo" on [justinguitar.com/capo](http://justinguitar.com/capo).

## CHANGING THE KEY 02: NASHVILLE STYLE!

Another trick you might like to try is changing the keys using the Nashville system - where chords are given numbers related to their key. They're usually written as Roman Numerals, but for simplicity's sake, we'll just use regular numbers.

In this book, all the songs are in the key of G, meaning:  
the **G chord** is the **1**,  
the **C chord** is the **4** and  
the **D chord** is the **5**.

In the key of C:  
The **1** will be a **C**,  
The **4** will be an **F**, and  
The **5** will be a **G**.

You can also use the chart below to transpose (change keys) each song, which means using easy open chords for some but needing barre chords for others. See why a capo is the easiest? :)

### CHART

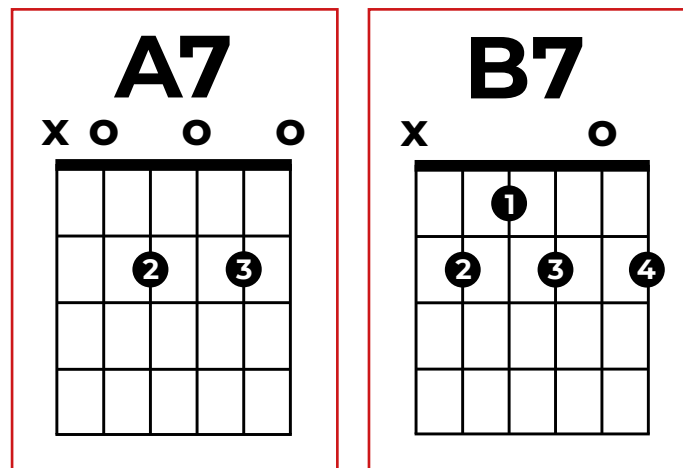
Key	1	4	5	6
G	G	C	D	Em
C	C	F	G	Am
D	D	G	A	Bm
A	A	D	E	F#m
E	E	A	C	C#m



# CHORDS

## EXTRA CHORDS

We couldn't play some of these songs using just four chords, so you will need to explore other grips. As your ability and confidence grow, you might want to play more complicated songs. Still, I recommend learning new chords as needed instead of trying to learn as many as possible - a very common beginner mistake!



## STRUMMING

To start, strum once where there is a chord, then strum the same chord each time there is a /. Keeping a solid rhythm is more important than anything else! Try to hold a solid strumming, even if the chords get a bit wonky! As you feel confident, you can add more strums and experiment with other patterns.

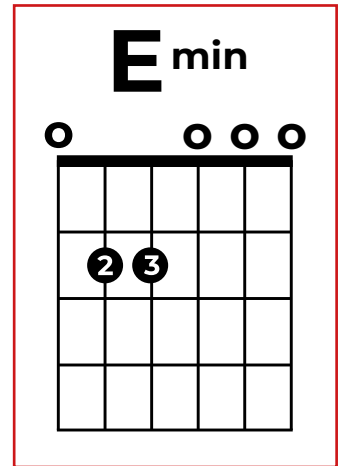
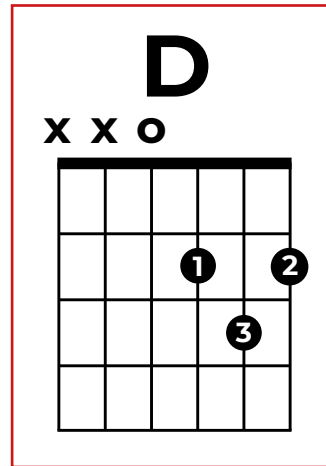
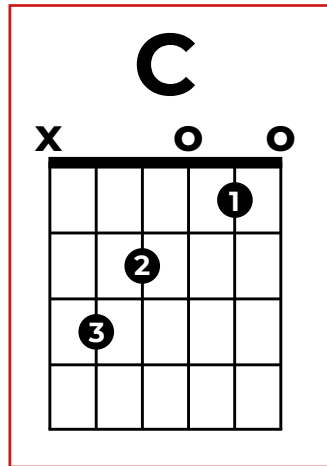
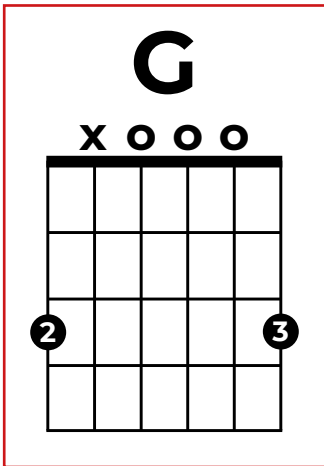
Please check out [JustinGuitar.com](http://JustinGuitar.com) for the best strumming lessons out there.

## VAMPING

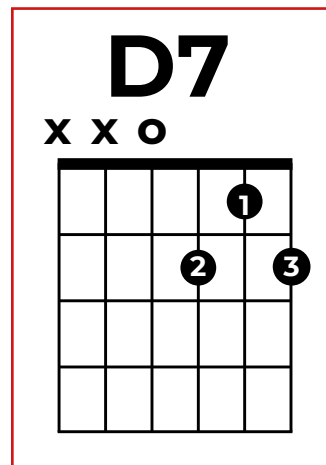
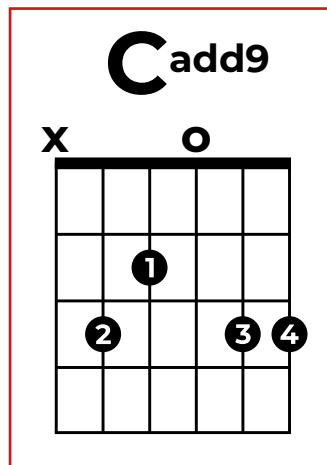
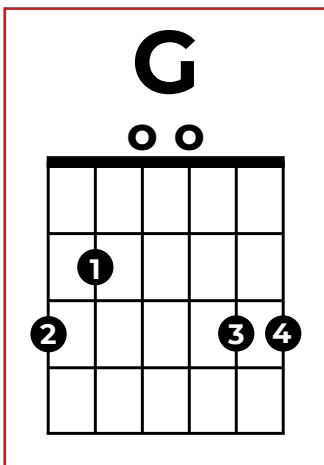
"Vamping" is when you stay on one chord for a bit! It works really well when having a sing-along with your loved ones. Just stay on the one chord, but **keep the rhythm going**. If you stop, people may think it's over - but if you keep the rhythm going, they're more likely to stay engaged.

# CHORD VOCABULARY

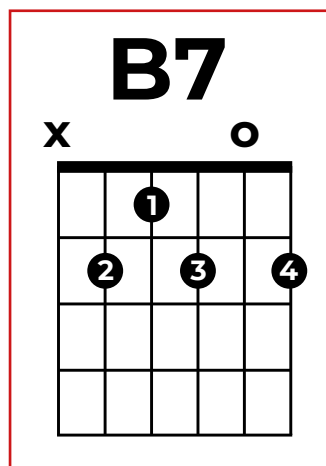
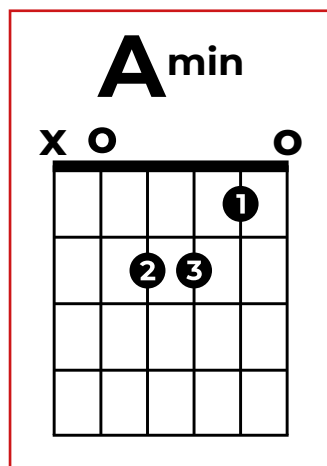
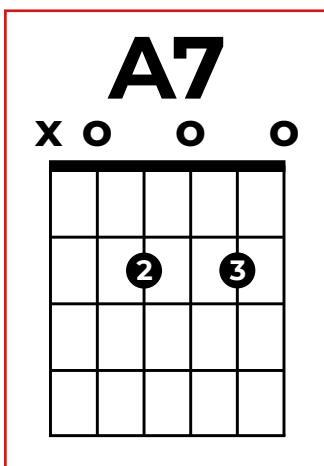
## STANDARD SHAPES



## ALTERNATE SHAPES



## EXTRA CHORDS





**TRANSCRIPTION AND ARRANGEMENTS**

Dave Marks and Justin Sandercoe

**DESIGN AND LAYOUT**

Dave Marks and Barbara Buelen

**RESEARCH**

Natalie Brewin and Dave Marks

(c) copyright justinguitar 2022

All rights reserved

V1.0

No part of this digital publication may be reproduced, distributed, or transmitted in any form or by any means, including printing or other electronic or mechanical methods, without the prior written permission of the publisher.

# AULD LANG SYNE

JustinGuitar.com

## VERSE 1

One, Two, Three, May

| G / / / | D7 / / / | G / / / | C / / / |  
Old acquaintance Be for - got, and Ne - ver brought to mind? may  
| G / / / | D7 / / / | C / D7 / | G / / / |  
Old acquaintance Be for - got, for Auld la - ng syne!

## CHORUS

For auld lang syne, my dear, for auld lang syne.  
We'll take a cup o' kindness yet, for auld lang syne.

## VERSE 2

And surely you'll get your pint cup, and surely I'll get mine!  
And we'll take a cup o' kindness yet, for auld lang syne.

## VERSE 3

We two have run about the slopes, and picked the daisies fine;  
But we've wandered many a weary foot, since auld lang syne.

## VERSE 4

We two have paddled in the stream, from morning sun 'till dine;  
But seas between us broad have roared, since auld lang syne.

## VERSE 5

And there's a hand my trusty friend, and give a hand o' thine!  
And we'll take a right good-will draught, for auld lang syne.



## SONG FACTS

Traditionally sung on New Years' Eve, this folk song was written by Scottish legend Robert Burns in 1788. Auld Lang Syne loosely translates as 'old times.' As such, the tune acknowledges days and people from our past! It bids farewell to the old year before welcoming in the year to come.

# AWAY IN A MANGER

JustinGuitar.com



## VERSE 1

| **G** / / | **G** / / | **G** / / | **C** / / |  
Away in a Man - ger, no Crib for a Bed, the  
| **C** / / | **G** / / | **A7** / / | **D7** / / |  
Li - ttle Lord Je - sus laid Down his sweet head, the  
| **G** / / | **G** / / | **G** / / | **C** / / |  
Stars in the Bright sky looked Down where he Lay, the  
| **C** / / | **G** / / | **D7** / / | **G** / / |  
Li - ttle Lord Je - sus a - sleep on the hay.

## VERSE 2

The cattle are lowing, the baby awakes,  
But little Lord Jesus, no crying he makes,  
I love Thee, Lord Jesus, look down from the sky,  
And stay by my side, 'til morning is nigh.

## VERSE 3

Be near me, Lord Jesus, I ask thee to stay,  
Close by me forever, and love me I pray,  
Bless all the dear children, in thy tender care,  
And lead us to Heaven to live with thee there.



## SONG FACTS

The author of 'Away in a Manager' remains unknown, although it was originally published in the late 19th century. The music, composed around the same time, is attributed to William J. Kirkpatrick.

# DECK THE HALLS

JustinGuitar.com

## VERSE 1

G / G /	C G D7 G	
Deck the halls with boughs of ho - lly,	Fa la la la la, la la la la,	
G / G /	C G D7 G	
Tis the season to be jo - lly,	Fa la la la la, la la la la,	
D7 / G /	G A7 D7 /	
Don we now our gay a - pparel,	Fa la la la la la, la la la,	
G / G /	C G D7 G	
Troll the ancient Yule tide carol,	Fa la la la la, la la la la.	

## VERSE 2

See the blazing Yule before us, Fa la la la la, la la la la,  
Strike the harp and join the chorus, Fa la la la la, la la la la,  
Follow me in merry measure, Fa la la la la la, la la la,  
While I tell of Yule tide treasure, Fa la la la la, la la la la.

## VERSE 3

Fast away the old year passes, Fa la la la la, la la la la,  
Hail the new, ye lads and lasses, Fa la la la la, la la la la,  
Sing we joyous, all together, Fa la la la la la, la la la,  
Heedless of the wind and weather, Fa la la la la, la la la la.



## SONG FACTS

The lyrics for this traditional Christmas carol were first published in 1881; however, the melody, possibly Welsh in origin, is believed to predate it and originate from the 16th century. It is thought to have been the original melody for a tune called Nos Galan, Welsh for New Year's Eve.

# DING DONG MERRILY ON HIGH

JustinGuitar.com



## VERSE 1

<b>G</b>	/	/	/	<b>C</b>	<b>D7</b>	<b>G</b>	/					
Ding	dong	merrily	on high,	in	Heav'n	the	bells	are	ring	-	ing:	
<b>G</b>	/	/	/	<b>C</b>	<b>D7</b>	<b>G</b>	/					
Ding	dong!	verily	the sky,	is	Riv'n	with	an - gel	sing	-	ing.		
<b>G</b>	/	<b>C</b>	/	<b>G</b>	/	<b>D7</b>	/					
Glo -	o -	o -	o -	o -	o -	o -	o -	o -	o -	o -	o -	ria, Ho-
<b>C</b>	<b>D7</b>	<b>G</b>	/									
-sanna	in ex -	cel	-	sis!								

## VERSE 2

E'en so here below, below, let steeple bells be swungen,  
And "io, io, io!" by priest and people sungen.  
Glo - ria,  
Hosanna in excelsis!

## VERSE 3

Pray you, dutifully prime, your matin chime, ye ringers;  
May you beautifully rime, your evetime song, ye singers.  
Glo - ria,  
Hosanna in excelsis!



## SONG FACTS

This popular carol is thought to originate from 16th-century France, although the author remains unknown.

# GOOD KING WENCESLAS

JustinGuitar.com



## VERSE 1

| G / / / | G / / / | C / D7 / | G / / / |  
Good King Wences - las looked out, On the feast of Ste - phen

| G / / / | G / / / | C / D7 / | G / / / |  
When the snow lay round a - bout, Deep and crisp and e - ven

| G / / / | G / / / | C / D7 / | G / / / |  
Brightly shone the moon that night, Though the frost was cru - el

| G / / / | G / D7 / | C / D7 / | G C G / |  
When a poor man came in sight, Gath'ring winter fu - - el

## VERSE 2

'Hither, page, and stand by me, if thou know'st it, telling,  
Yonder peasant, who is he? Where and what his dwelling?'  
'Sire, he lives a good league hence, underneath the mountain,  
Right against the forest fence, by Saint Agnes' fountain.'

## VERSE 3

'Bring me flesh and bring me wine, bring me pine logs hither,  
Thou and I will see him dine, when we bear him thither.'  
Page and monarch forth they went, forth they went together,  
Through the rude wind's wild lament, and the bitter weather.



# GOOD KING WENCESLAS

JustinGuitar.com (continued...)



## VERSE 4

"Sire, the night is darker now, and the wind blows stronger,  
Fails my heart, I know not how, I can go no longer."

"Mark my footsteps, my good page, tread thou in them boldly,  
Thou shalt find the winter's rage, also freeze thy blood less coldly."

## VERSE 5

In his master's steps he trod, where the snow lay dinted,  
Heat was in the very sod, which the Saint had printed,  
Therefore, Christian men, be sure, wealth or rank possessing,  
Ye who now will bless the poor, shall yourselves find blessing.



## SONG FACTS

This carol was written by John Mason Neale in the 19th century. However, the melody predates the carol by 300 years and originates from Finland. Good King Wenceslas was the king of Bohemia in the 10th century. The Feast of Stephen is celebrated on December 26, which is why this song is sung at Christmas time.

# JINGLE BELLS

JustinGuitar.com



## VERSE 1

<b>G</b> / / /	<b>G</b> / <b>C</b> /
Dashing through the snow,	In a One-horse o - pen sleigh,
<b>C</b> / <b>D7</b> /	<b>D7</b> / <b>G</b> /
O'er the fields we go,	Laughing all the way!
<b>G</b> / / /	<b>G</b> / <b>C</b> /
Bells on bob tails ring,	Making spi - rits bright, Oh what
<b>C</b> / <b>D7</b> /	<b>D7</b> / <b>G</b> /
Fun it is to laugh and sing, a	Sleighbing song to - night, Oh!

## CHORUS

<b>G</b> / / /	<b>G</b> <b>C</b> <b>G</b> /
Jingle, bells, jingle, bells,	Jingle, all the way,
<b>C</b> / <b>G</b> /	<b>A7</b> / <b>D7</b> /
Oh, what fun it is to ride, In a	One-horse o - pen sleigh, Oh,
<b>G</b> / / /	<b>G</b> <b>C</b> / /
Jingle, bells, jingle, bells,	Jingle, all the way,
<b>C</b> / <b>G</b> /	<b>D7</b> / <b>G</b> /
Oh, what fun it is to ride, In a	One-horse o - pen sleigh!

## VERSE 2

A day or two ago, I thought I'd take a ride,  
And soon Miss Fanny Bright, was seated by my side,  
The horse was lean and lank, misfortune seemed his lot,  
We got into a drifted bank, and then we got upstot.



## SONG FACTS

This American song was originally written to celebrate Thanksgiving. However, its popularity grew, becoming a common carol at Christmas. Its author was the minister James Pierpoint, who composed the song in 1857.

# JOY TO THE WORLD

JustinGuitar.com



## VERSE 1

G	/	/	/	D7	/	G	/	
Joy	to the	World,		the Lord	is	come!		let
C	/	D7	/	G	/	/	/	
Earth		re - ceive		her King;				let
G	/	D7	/	G	/	D7	/	
E - v - ery		Hea - rt,		pre - pare	him	Room,		and
G	/	G	/	C	/	D7	/	
Heaven & nature		Si - ng,		and Heaven and nature		si - ng,		and
G	/	C	D7	C	D7	G	/	
Hea - ven,	and	Hea - ven,	and	Na - ture		sing_____		

## VERSE 2

Joy to the world, the Saviour reigns!  
Let men their songs employ;  
While fields and floods, rocks, hills and plains,  
Repeat the sounding joy, Repeat the sounding joy,  
Repeat, repeat, the sounding joy.

## SONG FACTS

The words of this hymn are by English writer Isaac Watt. This song was first published in 1719 in Watts' collection, The Psalms of David. This was the most-published Christmas hymn in North America in the late 20th century!

# JOY TO THE WORLD

JustinGuitar.com (continued...)



## VERSE 3

No more let sins and sorrows grow,  
Nor thorns infest the ground;  
He comes to make, his blessings flow,  
Far as the curse is found, Far as the curse is found,  
Far as, far as, the curse is found.

## VERSE 4

He rules the world with truth and grace,  
And makes the nations prove,  
The glories of, his righteousness,  
And wonders of his love, and wonders of his love,  
And wonders, wonders, of his love.



# OH COME ALL YE FAITHFUL

JustinGuitar.com

## VERSE 1

One, Two, Three, O

**G** / **D7** / **G** / **D7** | **G** **D7** |  
Come all ye faith - ful, Joy - ful and tri - um - phant, O

**Em** / **A7** / **D** **A7** | **D** / |  
Come ye, O come ye to Be - - th - le-hem.

**D** / **C** **G** | **G** **A7** | **D7** / |  
Come and be - hold him, born The king of an - gels; O

## REFRAIN

**G** / / **D7** | **G** **D7** | **G** / / **D7** | **G** **D7** |  
Come, let us a - dore him, O Come, let us a - dore him,

**C** **A7** | **D7** **C** | **G** **D7** | **G** / |  
Come, let us a - dore him, Chri - st the Lord.

## VERSE 2

O Sing, choirs of angels, sing in exultation,  
Sing all that hear in heaven God's holy word.  
Give to our father glory in the highest; (Refrain)

## VERSE 2

All Hail, Lord, we greet thee, born this happy morning,  
O Jesus, for evermore be thy name adored.  
Word of the father, now in flesh appearing; (Refrain)



## SONG FACTS

The lyrics for this carol were originally written in Latin and intended as a hymn. It originates from the 18th century, with the lyrics and music attributed to John Wade & John Reading, respectively.

# SILENT NIGHT

JustinGuitar.com

## VERSE 1

<b>G</b>	/	<b>G</b>	/	<b>D7</b>	/	<b>G</b>	/	
Si - lent	night,	ho - ly	night,	All is	calm,	all is	bright,	
<b>C</b>	/	<b>G</b>	/	<b>C</b>	/	<b>G</b>	/	
Round yon	Vir-gin	Mother and Child,		Ho - ly	Infant so tender and mild,			
<b>D7</b>	/	<b>G</b>	/	<b>G</b>	<b>D7</b>	<b>G</b>	/	
Sleep in	heavenly peace,			Sleep in	heavenly peace.			

## VERSE 2

Silent night, holy night,  
Shepherds quake, at the sight  
Glories stream, from heaven afar,  
Heavenly hosts, sing Allelujah,  
Christ, the Saviour is born,  
Christ, the Saviour is born.

## VERSE 3

Silent night, holy night,  
Son of God, love's pure light,  
Radiant beams from thy holy face,  
With the dawn of redeeming grace,  
Jesus, Lord, at thy birth,  
Jesus, Lord, at thy birth.

## SONG FACTS

This song was written as a poem in the 19th century by an Austrian priest named Joseph Mohr. The melody was by Franz Xavier Gruber. Sometimes, it's taught in English schools in German - translation on the next page!

# SILENT NIGHT

JustinGuitar.com

(continued...)

## VERSE 1

Stille Nacht, heilige Nacht,  
Alles schläft; einsam wacht,  
Nur das traute hochheilige Paar.  
Holder Knabe im lockigen Haar,  
Schlaf in himmlischer Ruh!  
Schlaf in himmlischer Ruh!

## VERSE 2

Stille Nacht, heilige Nacht,  
Hirten erst kundgemacht,  
Durch der Engel Halleluja,  
Tönt es laut von fern und nah:  
Christ, der Retter ist da!  
Christ, der Retter ist da!

## VERSE 3

Stille Nacht, heilige Nacht,  
Gottes Sohn, o wie lacht,  
Lieb' aus deinem göttlichen Mund,  
Da uns schlägt die rettende Stund'.  
Christ, in deiner Geburt!  
Christ, in deiner Geburt!



# THE FIRST NOEL

JustinGuitar.com



## VERSE 1

One, Two, Three, Four Five, The

| **G** / / | **G** / / | **C** / / | **G** / / |  
Fir - st No - el, the An - gels did Say, was to

| **C** / / | **G** / / | **D7** / / | **G** / / |  
Cer - tain poor Shep - herds in Fields as they Lay In

| **G** / / | **G** / / | **C** / / | **G** / / |  
Fields where they Lay Kee - ping their Sheep, on a

| **C** / / | **G** / / | **D7** / / | **G** / / |  
Cold win - ter's Ni - ght that Wa - s so Deep. No -

| **G** / / | **G** / / | **C** / / | **G** / / |  
el, No - el, No - el, No - el,

| **C** / / | **G** / / | **D7** / / | **G** / / |  
Born is the King of I - s - ra - el!

## VERSE 2

They looked up, and saw a star,  
Shining in the East, beyond them far,  
And to the Earth, it gave great light,  
And so it continued, both day and night.  
Noel, Noel, Noel, Noel,  
Born is the King of Israel!

## SONG FACTS

"The First Nowell" is a traditional English carol, most likely from the 16th or 17th century, but possibly dating from as early as the 13th century! It appeared in Christmas Carols, Ancient and Modern (1833), edited by William Sandys.



# THE FIRST NOEL

(continued...)

JustinGuitar.com



## VERSE 3

And by the light of that same star,  
Three wise men came from country far,  
To seek for a king was their intent,  
And to follow the star wherever it went.  
Noel, Noel, Noel, Noel, born is the King of Israel!

## VERSE 4

This star drew nigh to the northwest,  
O'er Bethlehem it took its rest,  
And there it did both pause and stay,  
Right o'er the place where Jesus lay.  
Noel, Noel, Noel, Noel, Born is the King of Israel!

## VERSE 5

Then entered in those wise men three,  
Full reverently upon their knee,  
And offered there in his presence,  
Their gold and myrrh and frankincense.  
Noel, Noel, Noel, Noel, Born is the King of Israel!

## VERSE 6

Then let us all with one accord,  
Sing praises to our heavenly lord,  
That hath made Heaven and Earth of nought,  
And with his blood mankind has bought.  
Noel, Noel, Noel, Noel, Born is the King of Israel!



# THE TWELVE DAYS OF CHRISTMAS

JustinGuitar.com

## VERSE 1

1, 2, 3 On the  
 | G / | G / | C D7 | G / |  
 First day of Christ - mas, my True love sent to me A  
 | G C | Em7 D7 | G / | G / |  
 Par - tridge in a pear tree. On the

## VERSE 2

| G / | G / | C D7 | G / |  
 Second day of Christ - mas, my True love sent to me  
 | D7 / | / / | G C | Em7 D7 |  
 Two turtle doves, and a Par - tridge in a pear  
 | G / | / / |  
 tree. On the...

## VERSES 3 & 4

**NB: For three french hens and four calling birds - stay on G7 then carry on from two turtle doves (as above.)**

On the third day of Christmas, my true love sent to me, Three French hens...

On the fourth day of Christmas, my true love sent to me, Four calling birds...

## VERSE 5

**NB: Line three has two extra beats (strums) to play - follow the vocal and you'll be fine!**

1, 2, 3 On the  
 | G / / / | C D7 G / |  
 Fifth day of Christ - mas, my True love sent to me  
 | G FIVE | A7 GOLD | D7..... RINGS!..... |  
 | G / / | C / | D7 / / / |  
 Four calling birds, three French hens, two turtle doves, & a  
 | G C | Em7 D7 | G / / | / |  
 Par - tridge in a pear tree. On the

# THE TWELVE DAYS OF CHRISTMAS

JustinGuitar.com

## VERSE 6

1, 2, 3 On the

G	/	/	/	C	D7	G	/	
Sixth	day of	Christ -	mas, my	true	love	sent to	me,	
D7	/	/	/	G	A7	D7...		
Six	geese	a -	laying,	<b>FIVE</b>	<b>GOLD</b>	<b>RINGS...</b>		
G	/	/	C	/	/	D7	/ / /	
Four	calling	birds,	three	French	hens,	two	turtle doves, & a	
G	C	Em7	D7	G	/	/	/	
Par -	tridge	in	a pear	tree.				

## ALL VERSES

12 drummers drumming...

11 pipers piping...

10 lords a-leaping...

9 ladies dancing...

8 maids a-milking...

7 swans a-swimming....

6 geese a-laying...

**FIVE GOLD RINGS!!!**

4 calling birds...

3 French hens...

2 turtle doves,

and a Partridge in a pear tree!

## SONG FACTS

**This song has a very unusual structure!** Although each verse adds on to the next, the melody and chord structure doesn't lock into place until verse 6:

- Start with verse 1
- Add verses 2, 3, and 4 by staying on G7 for the extra lyrics
- Once you get to **FIVE GOLD RINGS**, the melody and chords of verses 2, 3 & 4 change - watch out!
- From verse 6, you hold each of the later counts (7, 8, 9, etc.) over a G7 chord and then finish up with the same chords and lyrics as verse 6.

It's insane how complicated it is. I'm as surprised as you!

# THE TWELVE DAYS OF CHRISTMAS

JustinGuitar.com

## THE WHOLE THING!

**Twelve** drummers drumming,

**Eleven** pipers piping,

**Ten** lords a-leaping,

**Nine** ladies dancing,

**Eight** maids a-milking,

**Seven** swans a-swimming,

**Six** geese a-laying,

**Five** gold rings!

**Four** calling birds,

**Three** french hens,

**Two** turtle doves,

And a partridge in a pear tree!



# WE WISH YOU A MERRY CHRISTMAS

JustinGuitar.com



## VERSE 1

One, Two, Three, One, Two, we

<b>G</b> / /   <b>C</b> / /   <b>A7</b> / /   <b>D7</b> / /
Wish you a Merry Christ- mas; we Wish you a Merry Christ- mas; We
<b>Em</b> / /   <b>C</b> / /   <b>D7</b> / /   <b>G</b> / /
Wish you a Merry Christ- mas; and a Ha - ppy New Year. Good
<b>G</b> / /   <b>D7</b> / /   <b>C</b> / /   <b>G</b> / /
Ti - dings we bring to you and your kin; We
<b>G</b> / /   <b>C</b> / /   <b>D7</b> / /   <b>G</b> / /
Wish you a Merry Christ- mas; and a Ha - ppy New Year.

## VERSE 2

Oh, bring us a figgy pudding; Oh, bring us a figgy pudding;  
Oh, bring us a figgy pudding and a cup of good cheer!  
Good tidings we bring to you and your kin;  
Good tidings for Christmas and a Happy New Year.

## VERSE 3

We won't go until we get some; We won't go until we get some;  
We won't go until we get some, so bring some out here!  
Good tidings we bring to you and your kin;  
Good tidings for Christmas and a Happy New Year.



## SONG FACTS

The author of this classic song is unknown. Still, we believe it's from the 16th century! Figgy pudding is the precursor to Christmas pudding and contains ingredients such as figs, rum, apple, nuts, cinnamon, and ginger. Yummy! :)

# YOUR NOTES





